

V38, K5.6



Adjustable Concealed Standard Spray Pendent Standard and Quick Response

V3801 STANDARD RESPONSE
V3802 QUICK RESPONSE

This concealed, designer style sprinkler allows up to 1/2"/13mm adjustment to accommodate concealment needs. The "standard" design provides a consistent hemispherical spray pattern. The separate two-piece mounting cup/cover plate allows easy installation and testing prior to ceiling installation. It also permits removal of suspended ceiling panels without system shut-down. The design incorporates state-of-the-art, heat responsive, frangible glass bulb design (standard or quick response) for prompt, precise operation.

This sprinkler is available in various temperature ratings (see chart on page 2) and finishes to meet many design requirements.



V3801 AND V3802

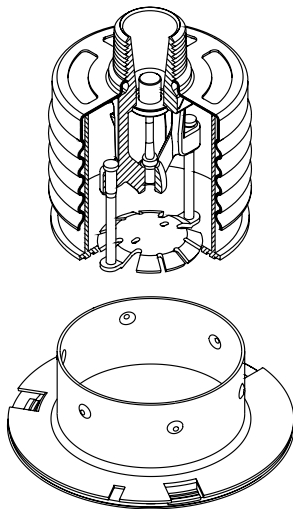
SPRINKLER OPERATION:

The operating mechanism is a frangible glass bulb which contains a heat responsive liquid. During a fire, the ambient temperature rises causing the liquid in the bulb to expand. When the ambient temperature reaches the rated temperature of the sprinkler, the bulb shatters. As a result, the waterway is cleared of all sealing parts and water is discharged towards the deflector. The deflector is designed to distribute the water in a pattern that is most effective in controlling the fire.

COVERAGE:

For coverage area and sprinkler placement, refer to NFPA 13 standards.

TECHNICAL SPECIFICATIONS:



Exaggerated for clarity

Models: V3801, V3802
Style: Adjustable concealed, ordinary hazard, light hazard
Nominal Orifice Size: 1/2"/13mm
K-Factor: 5.6 Imp./8.1 S.I.^
Nominal Thread Size: 1/2"/15mm
Max. Working Pressure: 175 psi/1200 kPa
Factory Hydrostatic Test: 100% @ 500 psi/3450 kPa
Min. Operating Pressure: 7 psi/48 kPa
Temperature Rating: See chart on page 2.

MATERIAL SPECIFICATIONS

Deflector: Bronze per UNS C22000
Cover Plate: Fusible solder
Bulb: Glass with glycerin solution.
Bulb Nominal Diameter:
 • Standard: 5,0 mm
 • Quick Response: 3,0 mm
Load Screw: Bronze per UNS C65100
Pip Cap: Bronze per UNS C65100
Spring: Stainless steel per UNS S30100
Seal: Teflon* tape
Frame: Die cast brass 65-30
Pins: Stainless steel per UNS S30400
Cup: Cold rolled steel, zinc chrome plated
Cover/Escutcheon: Brass per UNS C26000
Lodgement Spring: Stainless steel per UNS S30200
Protective Cap: Polyethylene

ACCESSORIES

- Installation Wrench:**
- Concealed: V38-4 or V38-5
- Sprinkler Finishes:**
- Plain brass (only)
- Cover Finishes:**
- Chrome plated
 - White painted
 - Flat black
 - Custom painted

^ For K-Factor when pressure is measured in Bar, multiply S.I. units by 10.0.

* Teflon is a registered trademark of Dupont Co.

JOB/OWNER

System No. _____
 Location _____

CONTRACTOR

Submitted By _____
 Date _____

ENGINEER

Spec Sect _____ Para _____
 Approved _____
 Date _____

V38, K5.6

Adjustable Concealed Standard Spray Pendent Standard and Quick Response

V3801 STANDARD RESPONSE

V3802 QUICK RESPONSE

APPROVALS/LISTINGS	Model	
	V3801	V3802
Orifice Size (inches)	½"	½"
Orifice Size (mm)	13	13
Nominal K Factor Imperial	5.6	5.6
Nominal K Factor S.I.^	8.1	8.1
Response	Standard 5mm bulb	Quick# 3mm bulb
Deflector Type	Concealed Pendent	Concealed Pendent
Adjustment		
Approved Temperature Ratings F°/C° by Agency‡	Model	
UL	135°F/57°C 155°F/68°C 175°F/79°C 200°F/93°C	135°F/57°C 155°F/68°C 175°F/79°C 200°F/93°C
ULC	135°F/57°C 155°F/68°C 175°F/79°C 200°F/93°C	135°F/57°C 155°F/68°C 175°F/79°C 200°F/93°C
FM#		155°F/68°C# 175°F/79°C# 200°F/93°C#
NYC/MEA # 62-99-E	135°F/57°C 155°F/68°C 175°F/79°C 200°F/93°C	135°F/57°C 155°F/68°C 175°F/79°C 200°F/93°C
CSFM # 7690-0531:112	135°F/57°C 155°F/68°C 175°F/79°C 200°F/93°C	135°F/57°C 155°F/68°C 175°F/79°C 200°F/93°C
LPCB	155°F/68°C Sprinkler/138°F/59°C Cover 175°F/79°C Sprinkler/165°F/74°C Cover 200°F/93°C Sprinkler/165°F/74°C Cover	155°F/68°C Sprinkler/138°F/59°C Cover 175°F/79°C Sprinkler/165°F/74°C Cover 200°F/93°C Sprinkler/165°F/74°C Cover
VNIIPO	135°F/57°C 155°F/68°C 175°F/79°C 200°F/93°C 286°F/141°C	135°F/57°C 155°F/68°C 175°F/79°C 200°F/93°C 286°F/141°C

Recognized by FM as standard response only

‡ Listings and Approvals as of printing. All are approved open, except for areas designated "No".

^ For K Factor when pressure is measured in Bar, multiply S.I. units by 10.0

V38, K5.6

Adjustable Concealed Standard Spray Pendent Standard and Quick Response

V3801 STANDARD RESPONSE
V3802 QUICK RESPONSE

RATINGS

All glass bulbs are rated for temperatures from -67°F/-55°C to those shown in table below.

Sprinkler	Sprinkler - V3801, V3802				Cover - V38		
	Temperature Classification	Victaulic Part Identification	Temperature – °F/°C		Glass Bulb Color	Victaulic Part Identification	Temperature – °F/°C
Nominal Temperature Rating			Maximum Ambient Temperature Allowed	Nominal Temperature Rating			Maximum Ambient Temperature Allowed
Ordinary	A	135 57	100 38	Orange	A*	135 Ø 57	100 38
Ordinary	C	155 68	100 38	Red	D ‡	165 74	150 65
Intermediate	E	175 79	150 65	Yellow			
Intermediate	F	200 93	150 65	Green			

*A For use with Standard or Quick Response Concealed Sprinkler 135°F/57°C or 155°F/68°C.
 ‡ D For use with Standard or Quick Response Concealed Sprinkler 175°F/79°C or 200°F/93°C.
 Custom Finish – Customer to provide paint specification, allow 4 - 6 weeks for samples.
 Ø 138°F/59°C per LPBC

ORDERING INFORMATION

Please specify the following when ordering:

Sprinkler Model Number	
Style	
Temperature Rating	
K-Factor	
Thread Size	
Quantity	
Cover Finish	
Wrench Model Number	



WARNING

WARNING

- Proper temperature rated cover must be used with the correct sprinkler rating per the Temperature Chart Ratings.
- The plastic shipping cap must be removed for the sprinkler to operate properly.
- If shipping cap is replaced over an installed sprinkler for purposes of painting or plastering, then the fire protection system shall be considered out of service, the Authority Having Jurisdiction notified, and a firewatch is suggested.

Failure to do so may result in failure of sprinkler to operate causing serious personal injury or property damage.





V38, K5.6

Adjustable Concealed Standard Spray Pendent Standard and Quick Response

V3801 STANDARD RESPONSE

V3802 QUICK RESPONSE



 WARNING	
  	<ul style="list-style-type: none"> Always read and understand installation, care, and maintenance instructions, supplied with each box of sprinklers, before proceeding with installation of any sprinklers. Always wear safety glasses and foot protection. Depressurize and drain the piping system before attempting to install, remove, or adjust any Victaulic piping products. Installation rules, especially those governing obstruction, must be strictly followed. Painting, plating, or any re-coating of sprinklers (other than that supplied by Victaulic) is not allowed. <p>Failure to follow these instructions could result in serious personal injury and/or property damage.</p> <p>The owner is responsible for maintaining the fire protection system and devices in proper operating condition. For minimum maintenance and inspection requirements, refer to the current National Fire Protection Association pamphlet that describes care and maintenance of sprinkler systems. In addition, the authority having jurisdiction may have additional maintenance, testing, and inspection requirements that must be followed.</p> <p>If you need additional copies of this publication, or if you have any questions about the safe installation of this product, contact Victaulic World Headquarters: P.O. Box 31, Easton, Pennsylvania 18044-0031 USA, Telephone: 001-610-559-3300.</p>

V38, K5.6

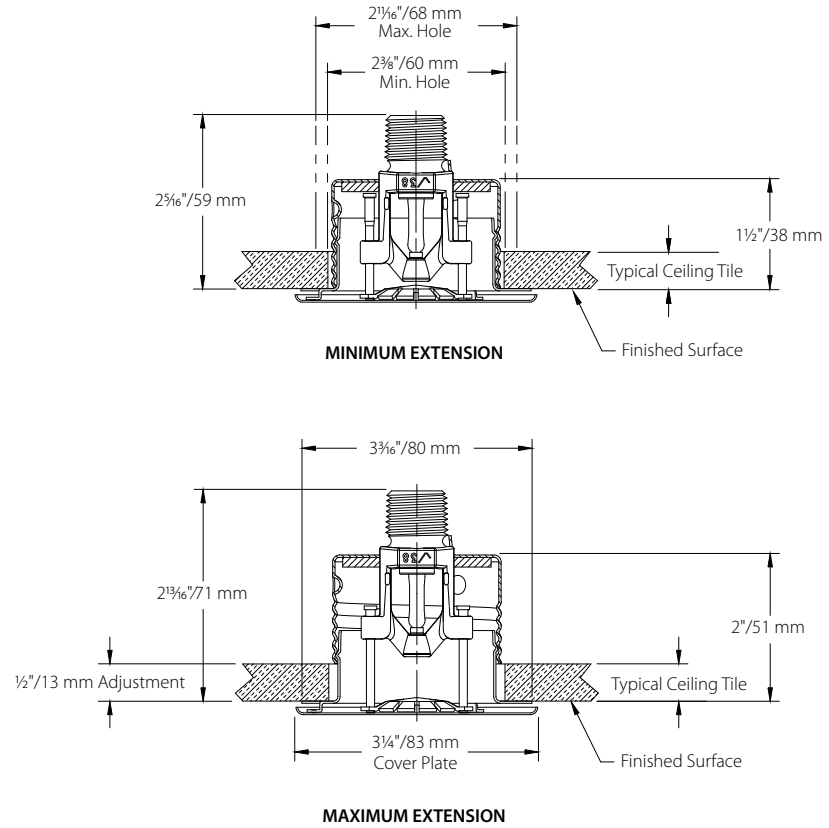
Adjustable Concealed Standard Spray Pendent Standard and Quick Response

V3801 STANDARD RESPONSE

V3802 QUICK RESPONSE

DIMENSIONS

Models V3801, V3802 (drawings not to scale)



AVAILABLE WRENCHES

Sprinkler Type	Recessed
Concealed Pendent – V3801, V3802	V38-4 or V38-5

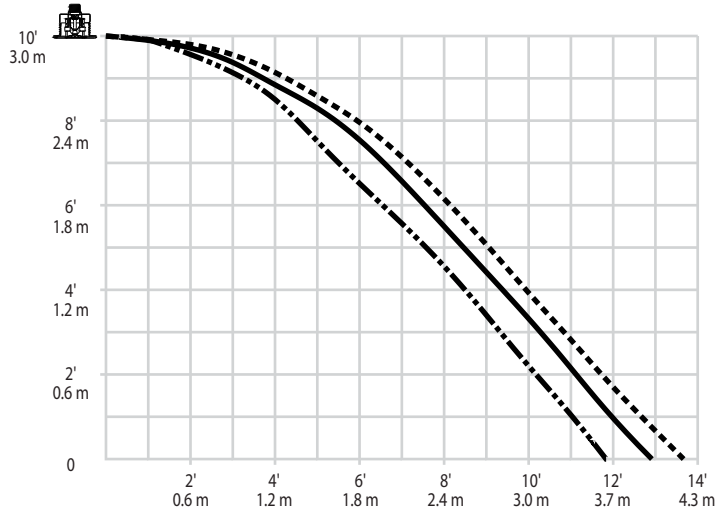
V38, K5.6

Adjustable Concealed Standard Spray Pendent Standard and Quick Response

V3801 STANDARD RESPONSE
V3802 QUICK RESPONSE

DISTRIBUTION PATTERNS

Models V3801, V3802
K5.6 standard concealed pendent distribution patterns – trajectory



NOTES:

- 1 Data shown is approximate and can vary due to differences in installation.
- 2 These graphs illustrate approximate trajectories, floor-wetting, and wall-wetting patterns for these specific Victaulic FireLock automatic sprinklers. They are provided as information for guidance in avoiding obstructions to sprinklers and should not be used as minimum sprinkler spacing rules for installation. Refer to the appropriate NFPA National Fire Code or the authority having jurisdiction for specific information regarding obstructions, spacing limitations and area of coverage requirements. Failure to follow these guidelines could adversely affect the performance of the sprinkler and will void all Listings, Approvals and Warranties.
- 3 All patterns are symmetrical to the centerline of the waterway.

V38, K5.6

Adjustable Concealed Standard Spray Pendent Standard and Quick Response

V3801 STANDARD RESPONSE

V3802 QUICK RESPONSE

WARRANTY

Refer to the Warranty section of the current Price List or contact Victaulic for details.

NOTE

This product shall be manufactured by Victaulic or to Victaulic specifications. All products to be installed in accordance with current Victaulic installation/assembly instructions. Victaulic reserves the right to change product specifications, designs and standard equipment without notice and without incurring obligations.

V38, K5.6

Adjustable Concealed Standard Spray Pendent Standard and Quick Response

V3801 STANDARD RESPONSE

V3802 QUICK RESPONSE



For complete contact information, visit www.victaulic.com

40.50 2558 REV K UPDATED 1/2009

VICTAULIC IS A REGISTERED TRADEMARK OF VICTAULIC COMPANY. © 2009 VICTAULIC COMPANY. ALL RIGHTS RESERVED.

