

V34, K8.0



SEE VICTAULIC PUBLICATION 10.01 FOR DETAILS

Standard Spray – Horizontal Sidewall and Recessed Horizontal Sidewall

V3409 STANDARD RESPONSE
V3410 QUICK RESPONSE

These Model V34, standard spray horizontal sidewall sprinklers are designed to produce large discharge capacity in a crescent-shaped pattern for installation along or under a beam or ceiling. The design incorporates state-of-the-art, heat responsive, frangible glass bulb design (standard or quick response) for prompt, precise operation.

The die cast frame is more streamlined and attractive than traditional sand cast frames. It is cast with a hex-shaped wrench boss to allow easy tightening from many angles, reducing assembly effort. This sprinkler is available in various temperature ratings (see chart on page 2) and finishes to meet many design requirements.



HORIZONTAL SIDEWALL
(V3409 AND V3410)



RECESSED HORIZONTAL SIDEWALL
(V3409 AND V3410)

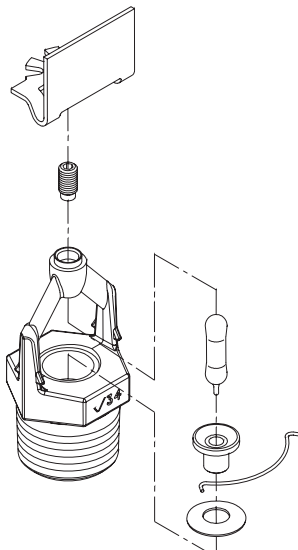
SPRINKLER OPERATION:

The operating mechanism is a frangible glass bulb which contains a heat responsive liquid. During a fire, the ambient temperature rises causing the liquid in the bulb to expand. When the ambient temperature reaches the rated temperature of the sprinkler, the bulb shatters. As a result, the waterway is cleared of all sealing parts and water is discharged towards the deflector. The deflector is designed to distribute the water in a pattern that is most effective in controlling the fire.

COVERAGE:

For coverage area and sprinkler placement, refer to NFPA 13 standards.

TECHNICAL SPECIFICATIONS:



Exaggerated for clarity

Models: V3409, V3410
Style: Horizontal Sidewall
Nominal Orifice Size: 17/32"/14 mm
K-Factor: 8.0 Imp./11.5 S.I.^
Nominal Thread Size: 3/4"/ 20 mm NPT
Max. Working Pressure: 175 psi/1200kPa
Factory Hydrostatic Test: 100% @ 500psi/3450 kPa)
Min. Operating Pressure: 7 psi/48 kPa
 Temperature Rating: See chart on page 2.

MATERIAL SPECIFICATIONS
Horizontal Deflector: Bronze per UNS C22000
Bulb: Glass with glycerin solution.
 Bulb Nominal Diameter:
 • Standard: 5.0 mm
 • Quick Response: 3.0 mm
Load Screw: Bronze per UNS C65100
Pip Cap: Bronze per UNS C65100
Seal: Teflon* tape
Spring: Beryllium nickel
Frame: Die cast brass 65-30
Lodgement Spring: Stainless steel per UNS S30200

ACCESSORIES

- Installation Wrench:**
- Open End: V34
 - Recessed: V34
- Finishes:**
- Plain brass
 - Chrome plated
 - White painted**
 - Flat black painted**
 - Custom painted**
 - Lead
- 155, 200, 286SR Only:
- Wax
 - Wax over lead

For cabinets and other accessories refer to separate sheet.
 NOTE: Weather resistant escutcheons available upon request.
 ^ For K-Factor when pressure is measured in Bar, multiply S.I. units by 10.0.
 * Teflon is a registered trademark of Dupont Co.
 ** Also, UL Listed for corrosion resistance in all configurations.

JOB OWNER	CONTRACTOR	ENGINEER
System No. _____	Submitted By _____	Spec Sect _____ Para _____
Location _____	Date _____	Approved _____
		Date _____



V34, K8.0




SEE VICTAULIC PUBLICATION 10.01 FOR DETAILS

Standard Spray – Horizontal Sidewall and Recessed Horizontal Sidewall

V3409 STANDARD RESPONSE
V3410 QUICK RESPONSE



HORIZONTAL SIDEWALL
(V3409 AND V3410)



RECESSED HORIZONTAL SIDEWALL
(V3409 AND V3410)

APPROVALS/LISTINGS

Model	Orifice Size	Nominal K-Factor	Response	Deflector Type	Approved Temperature Ratings ‡ @
	Inches mm	Imperial S.I. ^			
V3409	17/32 14	8.0 11.5	Standard	Horizontal Sidewall	1, 2, 3, 4 – A
V3409	17/32 14	8.0 11.5	Standard	Recessed HSW Up to 3/4" Adjustment	1, 2, 3, 4 – C
V3410	17/32 14	8.0 11.5	Quick	Horizontal Sidewall	1, 2, 3, 4 – B
V3410	17/32 14	8.0 11.5	Quick	Recessed HSW Up to 3/4" Adjustment	1, 2, 3, 4, 5 – C

^ For K-Factor when pressure is measured in Bar, multiply S.I. units by 10.0.

‡ Listings and approval as of printing.

@ All are approved open, except for areas designated "D"

APPROVED TEMPERATURE RATINGS

Approval	Temperature Rating
1 – UL	A – 135°F/57°C, 155°F/68°C, 175°F/79°C, 200°F/93°C, 286°F/141°C, 360°F/182°C
2 – ULC	B – 135°F/57°C, 155°F/68°C, 175°F/79°C, 200°F/93°C, 286°F/141°C
3 – NYC/MEA †	C – 135°F/57°C, 175°F/79°C, 200°F/93°C
4 – CSFM §	D – No

† MEA #62-99-E

§ CSFM #7690-0531:112

V34, K8.0

Standard Spray – Horizontal Sidewall and Recessed Horizontal Sidewall

V3409 STANDARD RESPONSE
V3410 QUICK RESPONSE



SEE VICTAULIC PUBLICATION 10.01 FOR DETAILS



HORIZONTAL SIDEWALL
(V3409 AND V3410)



RECESSED HORIZONTAL SIDEWALL
(V3409 AND V3410)

RATINGS

All glass bulbs are rated for temperatures from -67°F/-55°C to those shown in table below.

Sprinkler Temperature Classification	Victaulic Part Identification	Temperature – °F/°C		Glass Bulb Color
		Nominal Temperature Rating	Maximum Ambient Temperature Allowed	
Ordinary	A	135 57	100 38	Orange
Ordinary	C	155 68	100 38	Red
Intermediate	E	175 79	150 65	Yellow
Intermediate	F	200 93	150 65	Green
High	J	286 141	225 ~ 107	Blue
Extra High ‡	K	360 182	300 149	Violet
– ‡	M	Open	—	No Bulb

‡ Standard response only.

All are approved open, except for areas designated “No”.

~ 150/65 if wax coated.

ORDERING INFORMATION

Please specify the following when ordering:

Sprinkler Model Number	
Style	
Temperature Rating	
K-Factor	
Thread Size	
Quantity	
Sprinkler Finish	
Escutcheon Finish	
Wrench Model Number	

V34, K8.0



SEE VICTAULIC PUBLICATION 10.01 FOR DETAILS

Standard Spray – Horizontal Sidewall and Recessed Horizontal Sidewall

V3409 STANDARD RESPONSE
V3410 QUICK RESPONSE



HORIZONTAL SIDEWALL
(V3409 AND V3410)



RECESSED HORIZONTAL SIDEWALL
(V3409 AND V3410)



WARNING

WARNING



- Always read and understand installation, care, and maintenance instructions, supplied with each box of sprinklers, before proceeding with installation of any sprinklers.
- Always wear safety glasses and foot protection.
- Depressurize and drain the piping system before attempting to install, remove, or adjust any Victaulic piping products.
- Installation rules, especially those governing obstruction, must be strictly followed.
- Painting, plating, or any re-coating of sprinklers (other than that supplied by Victaulic) is not allowed.

Failure to follow these instructions could result in serious personal injury and/or property damage.

The owner is responsible for maintaining the fire protection system and devices in proper operating condition. For minimum maintenance and inspection requirements, refer to the current National Fire Protection Association pamphlet that describes care and maintenance of sprinkler systems. In addition, the authority having jurisdiction may have additional maintenance, testing, and inspection requirements that must be followed.

If you need additional copies of this publication, or if you have any questions about the safe installation of this product, contact Victaulic World Headquarters: P.O. Box 31, Easton, Pennsylvania 18044-0031 USA, Telephone: 001-610-559-3300.

V34, K8.0

Standard Spray – Horizontal Sidewall and Recessed Horizontal Sidewall

V3409 STANDARD RESPONSE
V3410 QUICK RESPONSE



SEE VICTAULIC PUBLICATION 10.01 FOR DETAILS



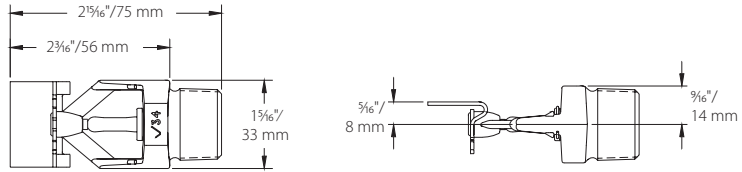
HORIZONTAL SIDEWALL
(V3409 AND V3410)



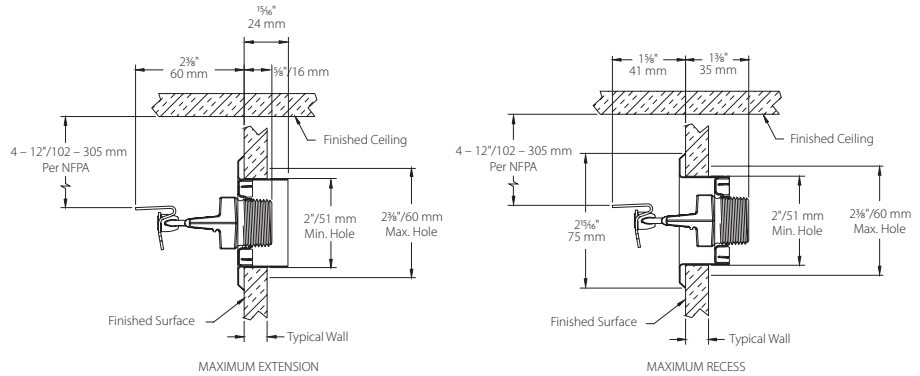
RECESSED HORIZONTAL SIDEWALL
(V3409 AND V3410)

DIMENSIONS

Standard Horizontal Sidewall – V3409, V3410



3/4" Adjustment Recessed – V3409, V3410 (drawing not to scale)



V34, K8.0



SEE VICTAULIC PUBLICATION 10.01 FOR DETAILS

Standard Spray – Horizontal Sidewall and Recessed Horizontal Sidewall

V3409 STANDARD RESPONSE
V3410 QUICK RESPONSE



HORIZONTAL SIDEWALL
(V3409 AND V3410)



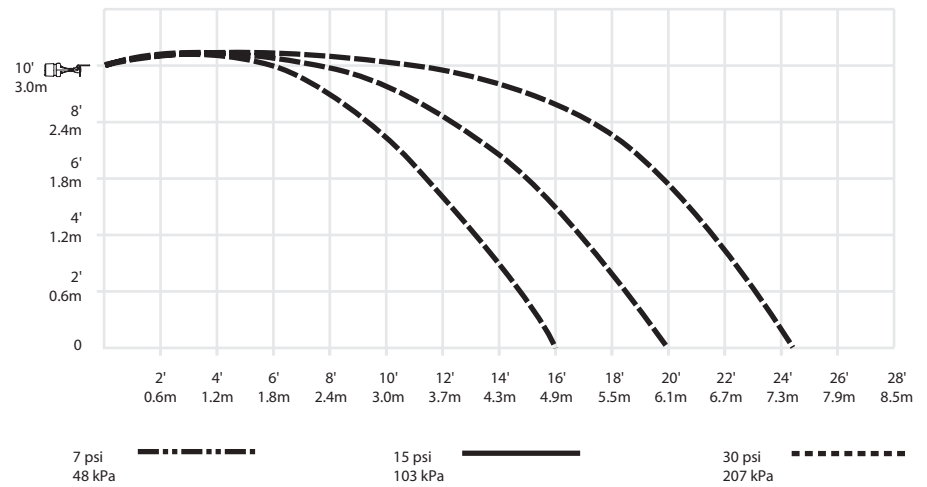
RECESSED HORIZONTAL SIDEWALL
(V3409 AND V3410)

AVAILABLE WRENCHES

Sprinkler Type	V34 Recessed	V34 Open End
No escutcheon	yes	yes
With escutcheon	yes	—

DISTRIBUTION PATTERNS

Models V3409, V3410
K8.0 standard horizontal sidewall and recessed horizontal sidewall
distribution patterns – trajectory



V34, K8.0



SEE VICTAULIC PUBLICATION 10.01 FOR DETAILS

Standard Spray – Horizontal Sidewall and Recessed Horizontal Sidewall

V3409 STANDARD RESPONSE
V3410 QUICK RESPONSE



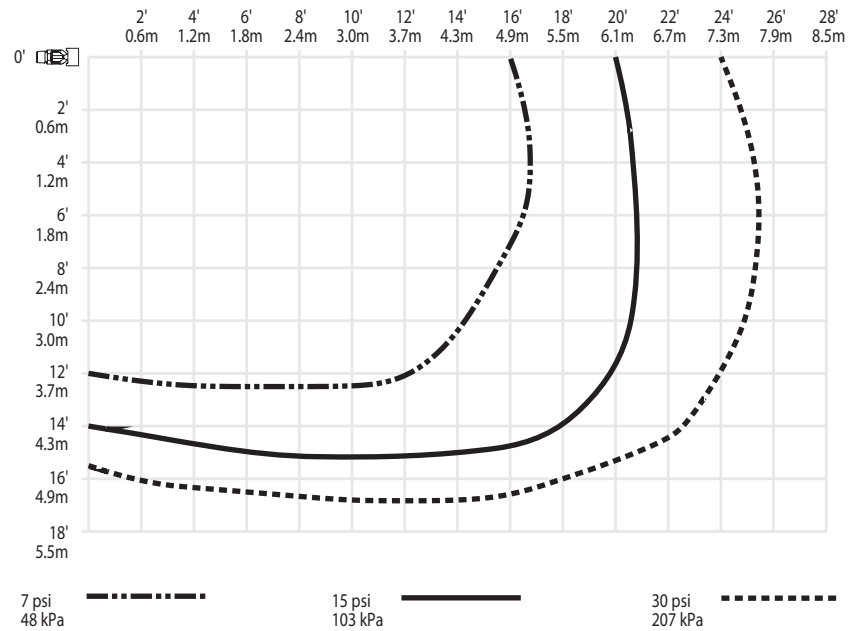
HORIZONTAL SIDEWALL
(V3409 AND V3410)



RECESSED HORIZONTAL SIDEWALL
(V3409 AND V3410)

DISTRIBUTION PATTERNS

Models V3409, V3410
K8.0 Standard Horizontal Sidewall And Recessed Horizontal Sidewall
Distribution Patterns – Plan View



NOTES:

- 1 Data shown is approximate and can vary due to differences in installation.
- 2 These graphs illustrate approximate trajectories, floor-wetting, and wall-wetting patterns for these specific Victaulic FireLock Automatic Sprinklers. They are provided as information for guidance in avoiding obstructions to sprinklers and should not be used as minimum sprinkler spacing rules for installation. Refer to the appropriate NFPA National Fire Code or the Authority Having Jurisdiction for specific information regarding obstructions, spacing limitations and area of coverage requirements. Failure to follow these guidelines could adversely affect the performance of the sprinkler and will void all Listings, Approvals and Warranties.
- 3 All patterns are symmetrical to the centerline of the waterway.

V34, K8.0

Standard Spray – Horizontal Sidewall and Recessed Horizontal Sidewall

V3409 STANDARD RESPONSE
V3410 QUICK RESPONSE



SEE VICTAULIC PUBLICATION 10.01 FOR DETAILS



HORIZONTAL SIDEWALL
(V3409 AND V3410)



RECESSED HORIZONTAL SIDEWALL
(V3409 AND V3410)

WARRANTY

Refer to the Warranty section of the current Price List or contact Victaulic for details.

NOTE

This product shall be manufactured by Victaulic or to Victaulic specifications. All products to be installed in accordance with current Victaulic installation/assembly instructions. Victaulic reserves the right to change product specifications, designs and standard equipment without notice and without incurring obligations.

US & WORLD HEADQUARTERS

P.O. Box 31
 Easton, PA 18044-0031 USA

4901 Kesslersville Road
 Easton, PA 18040 USA

1-800-PICK-VIC (1-800-742-5842)
 1-610-559-3300
 1-610-250-8817 (fax)
 pickvic@victaulic.com

www.victaulic.com

CANADA

905-884-7444
 905-884-9774 (fax)
 viccanada@victaulic.com

EUROPE

32-9-381-15-00
 32-9-380-44-38 (fax)
 viceuro@victaulic.be

UNITED KINGDOM

44 (0) 1438741100
 44 (0) 1438313883 (fax)
 viceuro@victaulic.be

CENTRAL AND SOUTH AMERICA

1-610-559-3300
 1-610-559-3608 (fax)
 vical@victaulic.com

ASIA PACIFIC

86-21-54253300
 86-21-54253671 (fax)
 vicap@victaulic.com

MIDDLE EAST

971-4-883-88-70
 971-4-883-88-60 (fax)



WCAS-6NLQ6H