

V27, K5.6



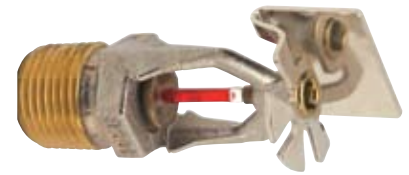
Standard Spray Horizontal Sidewall and Recessed Horizontal Sidewall Standard and Quick Response

MODELS/S.I.N. V2709 AND V2710

These Model V27, standard spray horizontal sidewall sprinklers are designed for up to ordinary Hazard per NFPA 13, and can be used for standard or recessed installations. The design provides a crescent-shaped water discharge pattern for installation along a wall or under a beam or ceiling. The design incorporates state-of-the-art, heat responsive, frangible glass bulb design (standard or quick response) for prompt, precise operation.

The die cast frame is more streamlined and attractive than traditional sand cast frames. It is cast with a hex-shaped wrench boss to allow easy tightening from many angles, reducing assembly effort. This sprinkler is available in various temperature ratings (see chart on page 2) and finishes to meet many design requirements.

The recessed pendant should be utilized with a Model V27 recessed escutcheon which provides up to 3/4"/19 mm of adjustments.



STANDARD HORIZONTAL SIDEWALL (V2709, V2710)



RECESSED HORIZONTAL SIDEWALL (V2709, V2710)

SPRINKLER OPERATION:

The operating mechanism is a frangible glass bulb which contains a heat responsive liquid. During a fire, the ambient temperature rises causing the liquid in the bulb to expand. When the ambient temperature reaches the rated temperature of the sprinkler, the bulb shatters. As a result, the waterway is cleared of all sealing parts and water is discharged towards the deflector. The deflector is designed to distribute the water in a pattern that is most effective in controlling the fire.

COVERAGE:

For coverage area and sprinkler placement, refer to NFPA 13 standards.

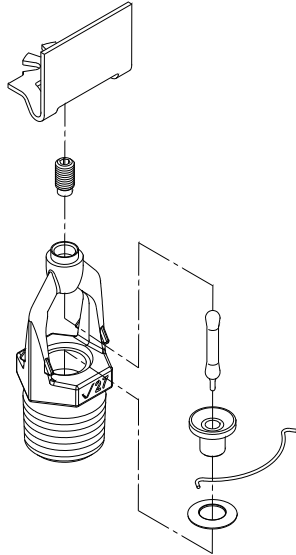
JOB/OWNER	CONTRACTOR	ENGINEER
System No. _____	Submitted By _____	Spec Sect _____ Para _____
Location _____	Date _____	Approved _____
		Date _____

V27, K5.6

Standard Spray Horizontal Sidewall and Recessed Horizontal Sidewall Standard and Quick Response

MODELS V2709 AND V2710

TECHNICAL SPECIFICATIONS:



Exaggerated for clarity

Models/S.I.N.: V2709, V2710

Style: Horizontal Sidewall or Recessed Horizontal Sidewall

Nominal Orifice Size: 1/2"/13 mm

K-Factor: 5.6 Imp./8.1 S.I.^

Nominal Thread Size: 1/2"/15 mm

Max. Working Pressure:

175 psi/1200 kPa FM Global

250 psi/1725 kPa UL

Factory Hydrostatic Test: 100% @ 500psi/3450 kPa

Min. Operating Pressure: 7 psi/48 kPa

Temperature Rating: See chart on page 2.

MATERIAL SPECIFICATIONS

Horizontal Deflector: Commercial bronze per UNS C22000

Bulb: Glass with glycerin solution.

Bulb Nominal Diameter:

- Standard: 5.0mm
- Quick Response: 3.0mm

Load Screw: Low Silicon bronze per UNS C65100

Pip Cap: Low Silicon bronze per UNS C65100

Seal: Teflon* tape

Spring: Beryllium nickel

Frame: Die cast brass 65-30

Lodgement Spring: Stainless steel per UNS S30200

ACCESSORIES

Installation Wrench:

- Open End: V27
- Recessed: V27-2

Sprinkler Finishes:

- Plain brass
- Chrome plated
- White painted**
- Flat black painted**
- Custom painted**
- Proprietary Nickel/Teflon* Coating**

For cabinets and other accessories refer to separate sheet.

NOTE: Weather resistant recessed escutcheon available upon request.

^ For K-Factor when pressure is measured in Bar, multiply S.I. units by 10.0.

* Teflon is a registered trademark of Dupont Co.

** Also, UL Listed for corrosion resistance in all configurations.

V27, K5.6

Standard Spray Horizontal Sidewall and Recessed Horizontal Sidewall Standard and Quick Response

MODELS V2709 AND V2710

APPROVALS/LISTINGS	Model				
	V2709	V2709 Recessed	V2710	V2710 Recessed	V2710 Recessed
Orifice Size (inches)	½"	½"	½"	½"	½"
Orifice Size (mm)	13	13	13	13	13
Nominal K Factor Imperial	5.6	5.6	5.6	5.6	5.6
Nominal K Factor S.I. [^]	8.1	8.1	8.1	8.1	8.1
Response	Standard	Standard	Standard	Quick	Quick
Deflector Type	Horizontal Sidewall	Recessed Horizontal Sidewall*	Horizontal Sidewall	Recessed Horizontal Sidewall (up to ½" adjustment)	Recessed Horizontal Sidewall (up to ¾" adjustment)
Approved Temperature Ratings F°C° by Agency‡	Model				
UL	135°F/57°C 155°F/68°C 175°F/79°C 200°F/93°C 286°F/141°C 360°F/182°C	135°F/57°C 155°F/68°C 175°F/79°C 200°F/93°C	135°F/57°C 155°F/68°C 175°F/79°C 200°F/93°C 286°F/141°C	135°F/57°C 155°F/68°C 175°F/79°C 200°F/93°C	135°F/57°C 155°F/68°C 175°F/79°C 200°F/93°C
ULC	135°F/57°C 155°F/68°C 175°F/79°C 200°F/93°C 286°F/141°C 360°F/182°C	135°F/57°C 155°F/68°C 175°F/79°C 200°F/93°C	135°F/57°C 155°F/68°C 175°F/79°C 200°F/93°C 286°F/141°C	135°F/57°C 155°F/68°C 175°F/79°C 200°F/93°C	135°F/57°C 155°F/68°C 175°F/79°C 200°F/93°C
FM#	135°F/57°C 155°F/68°C 175°F/79°C 200°F/93°C 286°F/141°C 360°F/182°C	135°F/57°C 155°F/68°C 175°F/79°C 200°F/93°C	135°F/57°C 155°F/68°C 175°F/79°C 200°F/93°C 286°F/141°C	135°F/57°C 155°F/68°C 175°F/79°C 200°F/93°C	None
NYC/MEA # 62-99-E	135°F/57°C 155°F/68°C 175°F/79°C 200°F/93°C 286°F/141°C 360°F/182°C	135°F/57°C 155°F/68°C 175°F/79°C 200°F/93°C	135°F/57°C 155°F/68°C 175°F/79°C 200°F/93°C 286°F/141°C	135°F/57°C 155°F/68°C 175°F/79°C 200°F/93°C	135°F/57°C 155°F/68°C 175°F/79°C 200°F/93°C
CSFM # 7690-0531:112	135°F/57°C 155°F/68°C 175°F/79°C 200°F/93°C 286°F/141°C 360°F/182°C	135°F/57°C 155°F/68°C 175°F/79°C 200°F/93°C	135°F/57°C 155°F/68°C 175°F/79°C 200°F/93°C 286°F/141°C	135°F/57°C 155°F/68°C 175°F/79°C 200°F/93°C	135°F/57°C 155°F/68°C 175°F/79°C 200°F/93°C
LPCB # 104b/01 # 104b/02	135°F/57°C 155°F/68°C 175°F/79°C 200°F/93°C 286°F/141°C 360°F/182°C	None	135°F/57°C 155°F/68°C 175°F/79°C 200°F/93°C 286°F/141°C	None	None
VNIPO	135°F/57°C 155°F/68°C 175°F/79°C 200°F/93°C 286°F/141°C 360°F/182°C	135°F/57°C 155°F/68°C 175°F/79°C 200°F/93°C	135°F/57°C 155°F/68°C 175°F/79°C 200°F/93°C 286°F/141°C	135°F/57°C 155°F/68°C 175°F/79°C 200°F/93°C	None

‡ Listings and Approvals as of printing. All standard responses are approved open.

[^] For K Factor when pressure is measured in Bar, multiply S.I. units by 10.0

Light Hazard ONLY

V27, K5.6

Standard Spray Horizontal Sidewall and Recessed Horizontal Sidewall Standard and Quick Response

Models V2709 and V2710

RATINGS

All glass bulbs are rated for temperatures from -67°F/-55°C to those shown in table below.

Sprinkler Temperature Classification	Victaulic Part Identification	Temperature – °F/°C		Glass Bulb Color
		Nominal Temperature Rating	Maximum Ambient Temperature Allowed	
Ordinary	A	135 57	100 38	Orange
Ordinary	C	155 68	100 38	Red
Intermediate	E	175 79	150 65	Yellow
Intermediate	F	200 93	150 65	Green
High	J	286 141	225 107	Blue
Extra High ‡	K	360 182	300 149	Purple
– ‡	M	Open	—	No Bulb

‡ Standard response only.

All standard responses are approved open.

ORDERING INFORMATION

Please specify the following when ordering:





Sprinkler Model Number	
Style	
Temperature Rating	
K-Factor	
Thread Size	
Quantity	
Sprinkler Finish	
Escutcheon Finish	
Wrench Model Number	

V27, K5.6

Standard Spray Horizontal Sidewall and Recessed Horizontal Sidewall Standard and Quick Response

MODELS V2709 AND V2710



 WARNING	
  	<ul style="list-style-type: none"> • Always read and understand installation, care, and maintenance instructions, supplied with each box of sprinklers, before proceeding with installation of any sprinklers. • Always wear safety glasses and foot protection. • Depressurize and drain the piping system before attempting to install, remove, or adjust any Victaulic piping products. • Installation rules, especially those governing obstruction, must be strictly followed. • Painting, plating, or any re-coating of sprinklers (other than that supplied by Victaulic) is not allowed. <p>Failure to follow these instructions could result in serious personal injury and/or property damage.</p> <p>The owner is responsible for maintaining the fire protection system and devices in proper operating condition. For minimum maintenance and inspection requirements, refer to the current National Fire Protection Association pamphlet that describes care and maintenance of sprinkler systems. In addition, the authority having jurisdiction may have additional maintenance, testing, and inspection requirements that must be followed.</p> <p>If you need additional copies of this publication, or if you have any questions about the safe installation of this product, contact Victaulic World Headquarters: P.O. Box 31, Easton, Pennsylvania 18044-0031 USA, Telephone: 001-610-559-3300.</p>

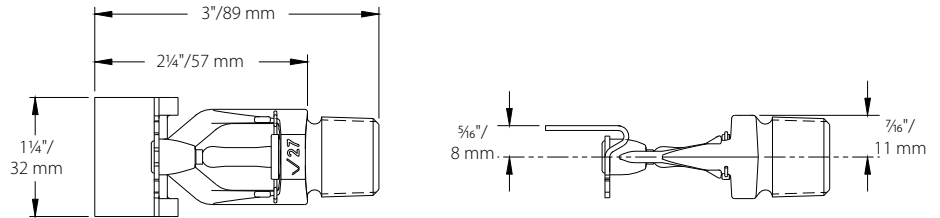
V27, K5.6

Standard Spray Horizontal Sidewall and Recessed Horizontal Sidewall Standard and Quick Response

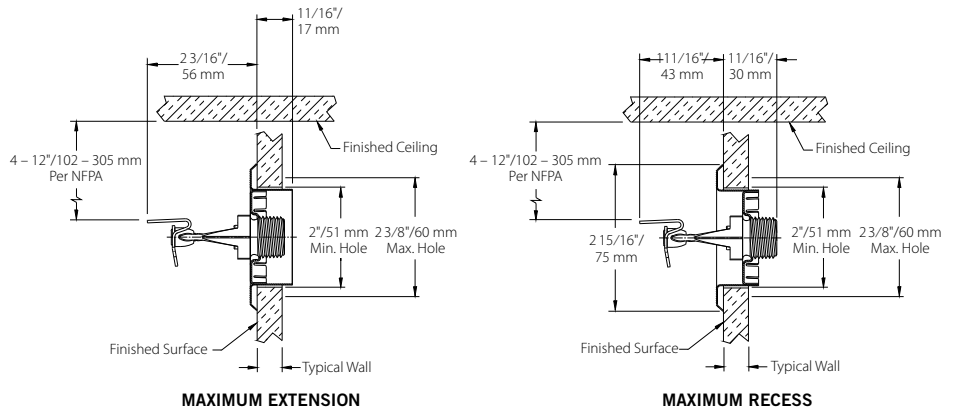
MODELS V2709 AND V2710

DIMENSIONS

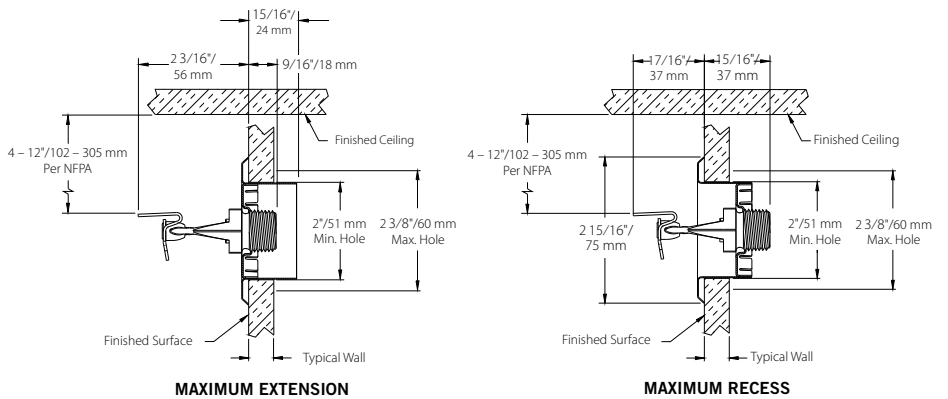
Standard HSW – V2709, V2710



1/2" Adjustment Recessed – V2709, V2710 (drawing not to scale)



3/4" Adjustment Recessed – V2709, V2710 (drawing not to scale)



V27, K5.6

Standard Spray Horizontal Sidewall and Recessed Horizontal Sidewall Standard and Quick Response

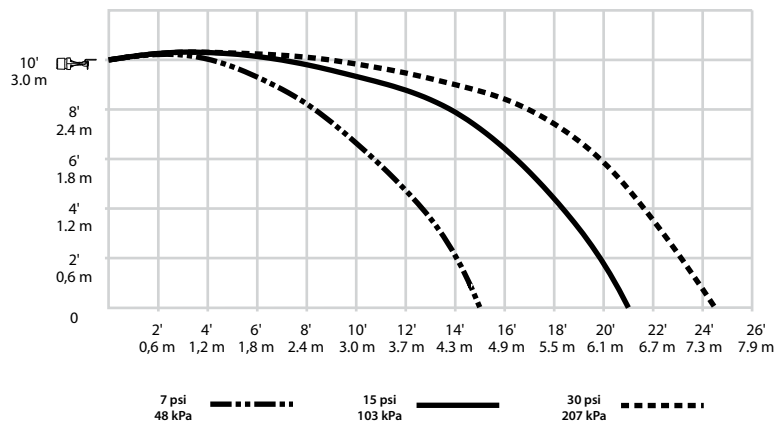
MODELS V2709 AND V2710

AVAILABLE WRENCHES

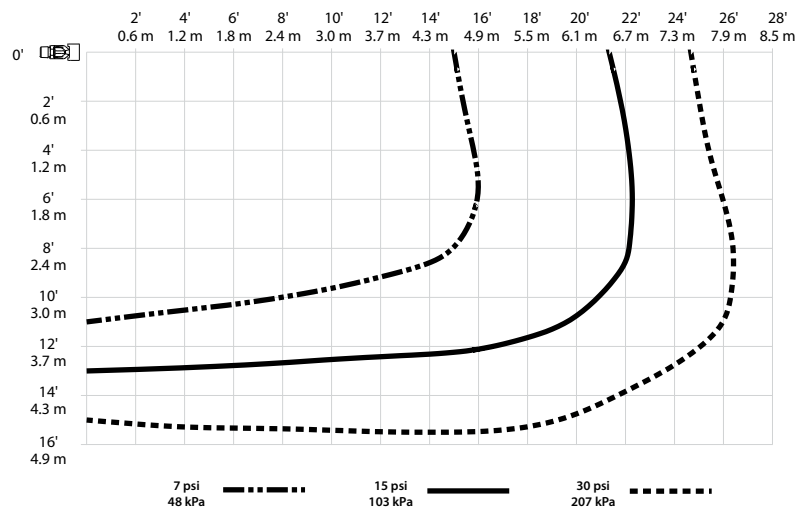
Sprinkler Type	V27-2 Recessed	V27 Open End
No escutcheon	yes	yes
With escutcheon	yes	—

DISTRIBUTION PATTERNS

Models V2709, V2710 K5.6 Standard Horizontal Sidewall and Recessed Horizontal Sidewall Distribution Patterns – Trajectory



Models V2709, V2710 K5.6 Standard and Recessed Horizontal Sidewall Distribution Patterns – Plan View



V27, K5.6

Standard Spray Horizontal Sidewall and Recessed Horizontal Sidewall Standard and Quick Response

MODELS V2709 AND V2710

WARRANTY

Refer to the Warranty section of the current Price List or contact Victaulic for details.

NOTE

1. Data shown is approximate and can vary due to differences in installation.
2. These graphs illustrate approximate trajectories, floor-wetting, and wall-wetting patterns for these specific Victaulic FireLock Automatic Sprinklers. They are provided as information for guidance in avoiding obstructions to sprinklers and should not be used as minimum sprinkler spacing rules for installation. Refer to the appropriate NFPA National Fire Code or the Authority Having Jurisdiction for specific information regarding obstructions, spacing limitations and area of coverage requirements. Failure to follow these guidelines could adversely affect the performance of the sprinkler and will void all Listings, Approvals and Warranties.

For complete contact information, visit www.victaulic.com

40.11 2545 REV G UPDATED 1/2009

VICTAULIC IS A REGISTERED TRADEMARK OF VICTAULIC COMPANY. © 2009 VICTAULIC COMPANY. ALL RIGHTS RESERVED.

40.11

